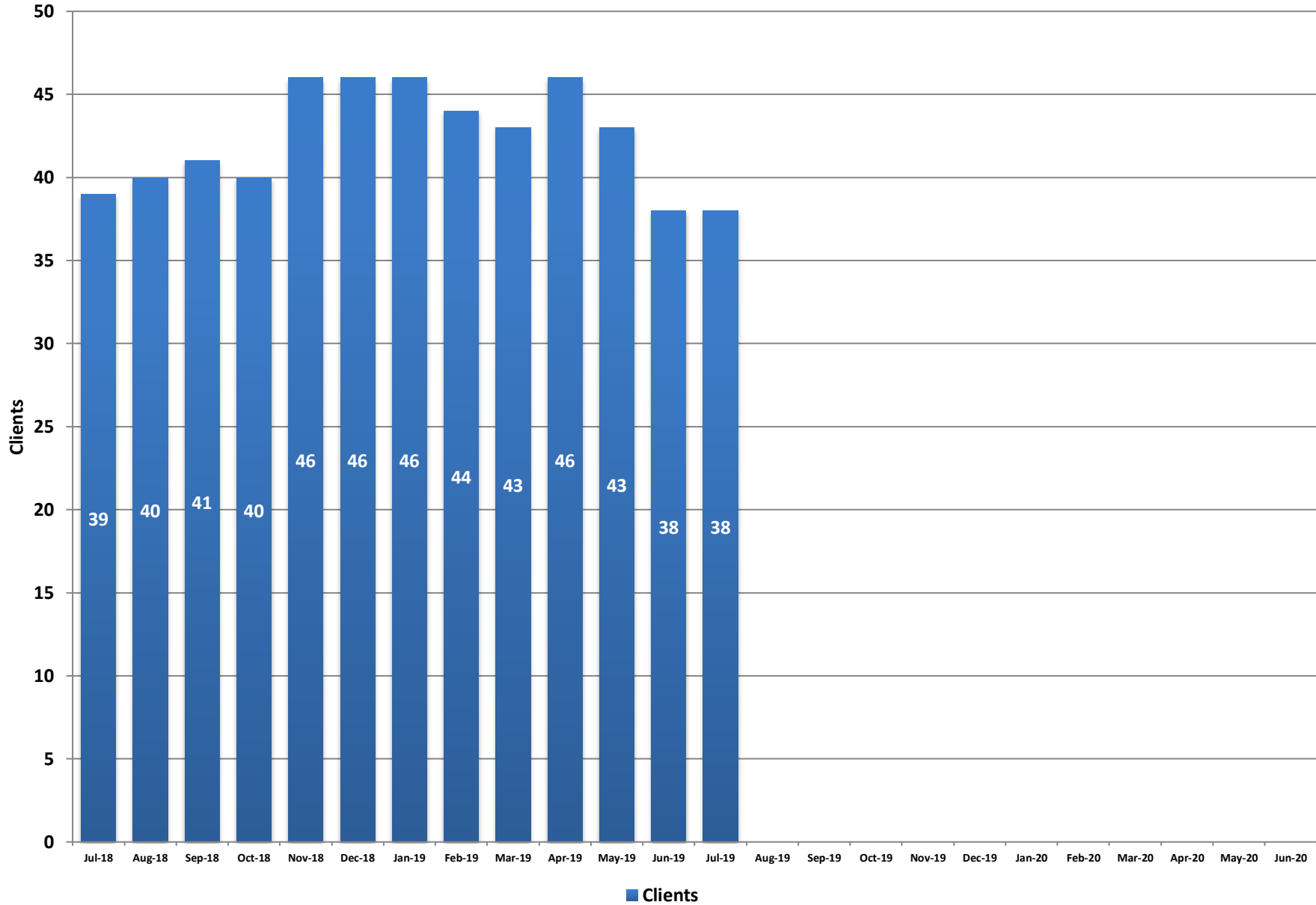


DHHS Facilities Chart Pack

September 2019

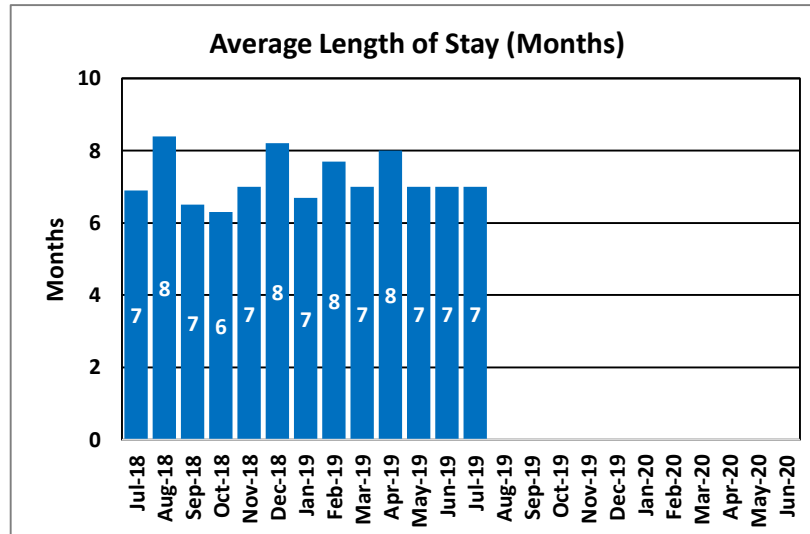
Summit View



Summit View

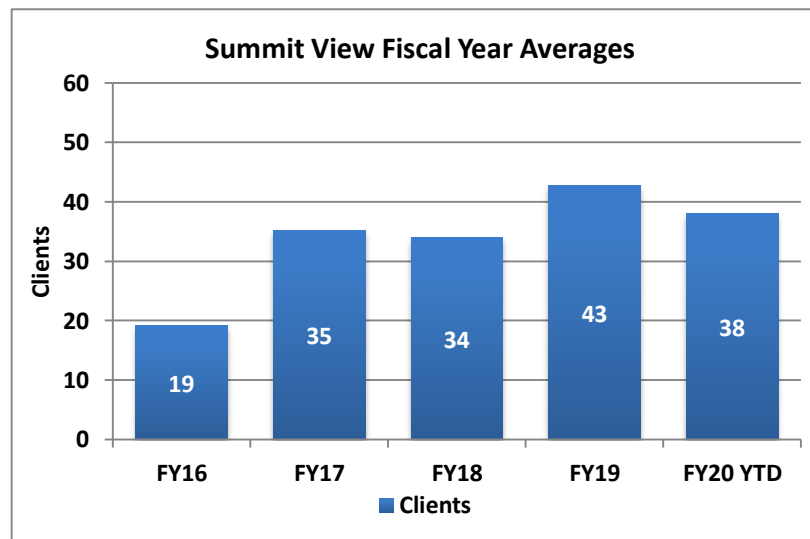
Summit View is a maximum security juvenile justice facility for males located in Las Vegas. Previously operated under contract with the Rite of Passage non-profit between December 2013 and March 2015, Summit View recently reopened as a state run facility in February 2016. The current bed capacity is 48 and staffing capacity is 40.

Month	Clients	Average Length of Stay (Months)
Jul-18	39	7
Aug-18	40	8
Sep-18	41	7
Oct-18	40	6
Nov-18	46	7
Dec-18	46	8
Jan-19	46	7
Feb-19	44	8
Mar-19	43	7
Apr-19	46	8
May-19	43	7
Jun-19	38	7
Jul-19	38	7
Aug-19		
Sep-19		
Oct-19		
Nov-19		
Dec-19		
Jan-20		
Feb-20		
Mar-20		
Apr-20		
May-20		
Jun-20		



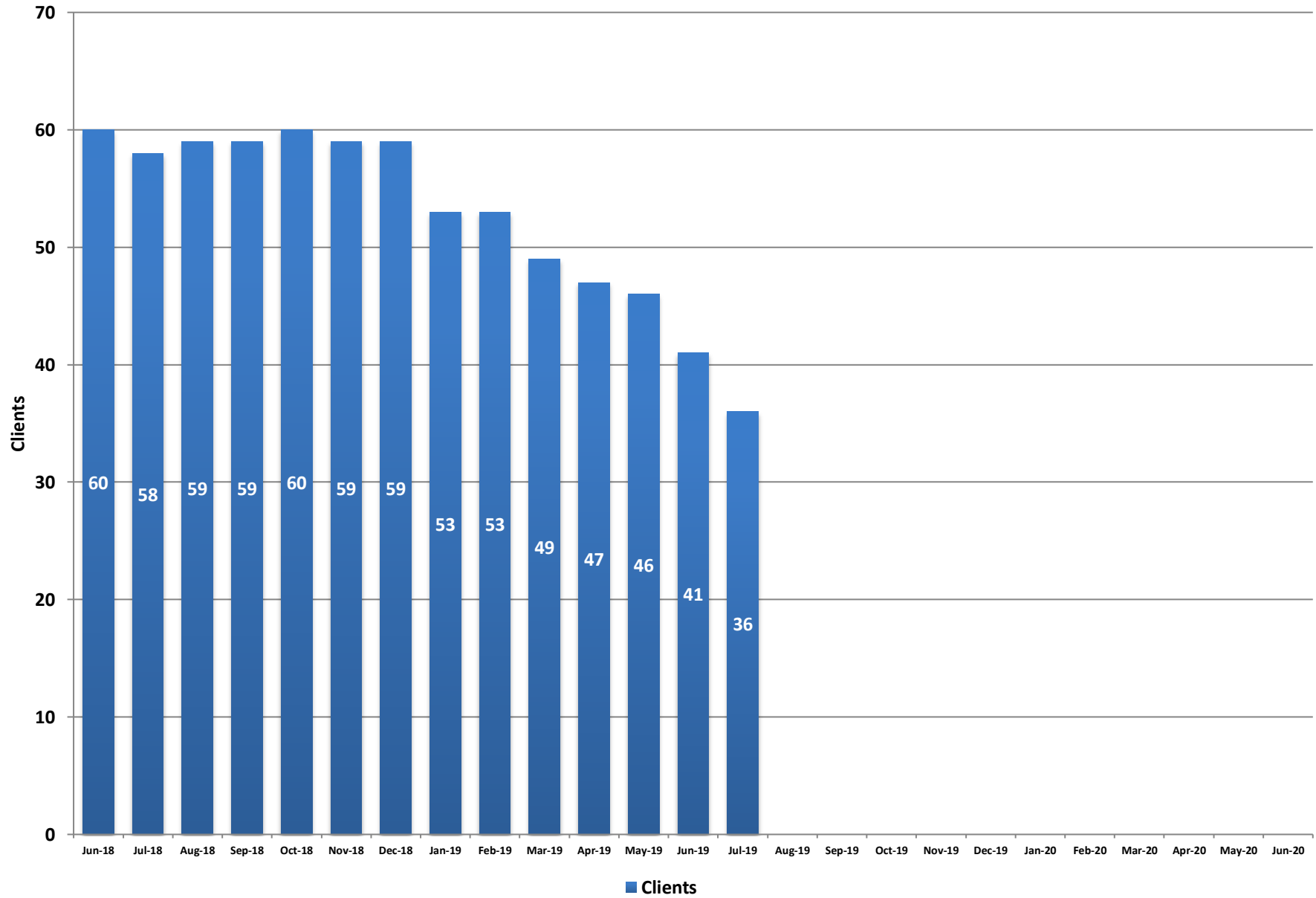
Fiscal Year Averages

Fiscal Year	Clients	Average Length of Stay (Months)
FY16	19	
FY17	35	7
FY18	34	8
FY19	43	7
FY20 YTD	38	7



**Data for Children's Mobile Crisis (CMC) and Juvenile Justice (JJ) are usually available one month after the end of a reporting period (i.e., data for March is available at the end of April). Thus, due to the delay in data availability, the values shown for CMC and JJ are one month behind the rest of CLEO caseload statistics.*

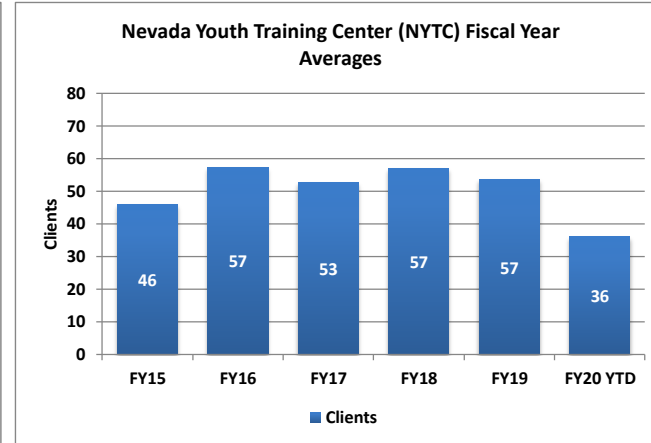
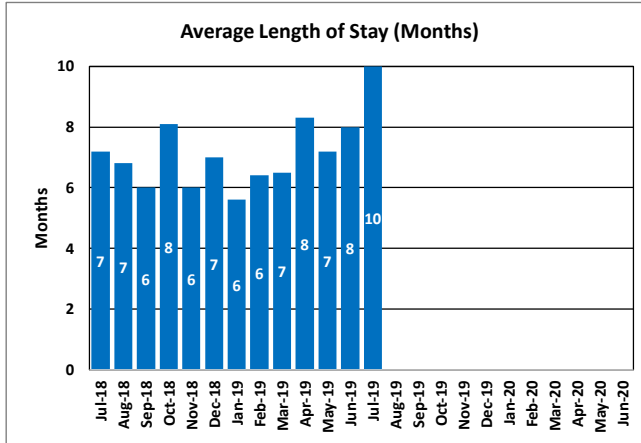
Nevada Youth Training Center (NYTC)



Nevada Youth Training Center (NYTC)

Nevada Youth Training Center is a juvenile justice facility and training school for males located in Elko. It is a staff secure medium/minimum security facility. The current bed capacity is 60 and staffing capacity is 85.

Month	Clients	Average Length of Stay (Months)
Jul-18	58	7
Aug-18	59	7
Sep-18	59	6
Oct-18	60	8
Nov-18	59	6
Dec-18	59	7
Jan-19	53	6
Feb-19	53	6
Mar-19	49	7
Apr-19	47	8
May-19	46	7
Jun-19	41	8
Jul-19	36	10
Aug-19		
Sep-19		
Oct-19		
Nov-19		
Dec-19		
Jan-20		
Feb-20		
Mar-20		
Apr-20		
May-20		
Jun-20		

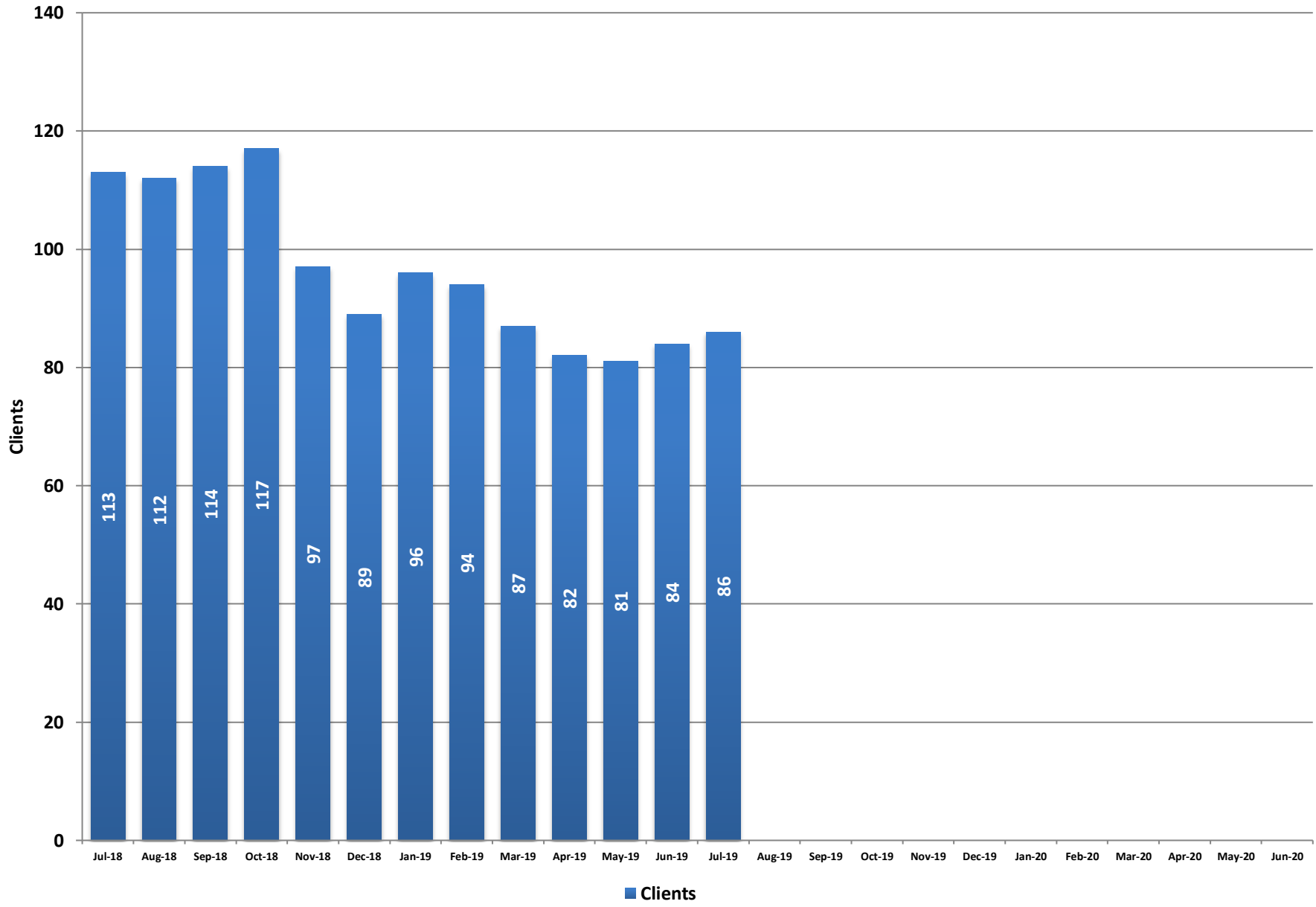


Fiscal Year Averages

Fiscal Year	Clients	Average Length of Stay (Months)
FY15	46	7
FY16	57	7
FY17	53	7
FY18	57	8
FY19	54	7
FY20 YTD	36	10

**Data for Children's Mobile Crisis (CMC) and Juvenile Justice (JJ) are usually available one month after the end of a reporting period (i.e., data for March is available at the end of April). Thus, due to the delay in data availability, the values shown for CMC and JJ are one month behind the rest of CLEO caseload statistics.*

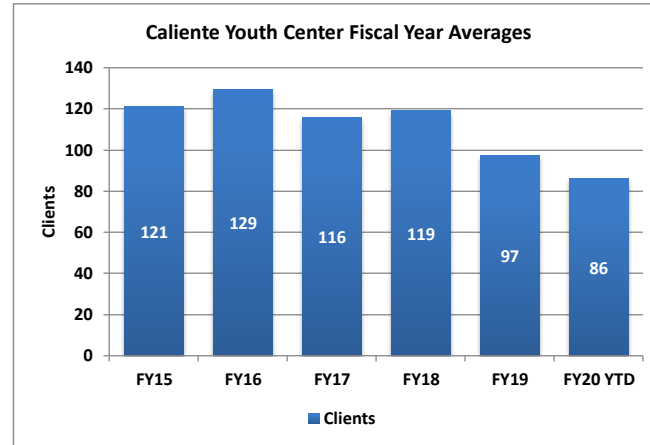
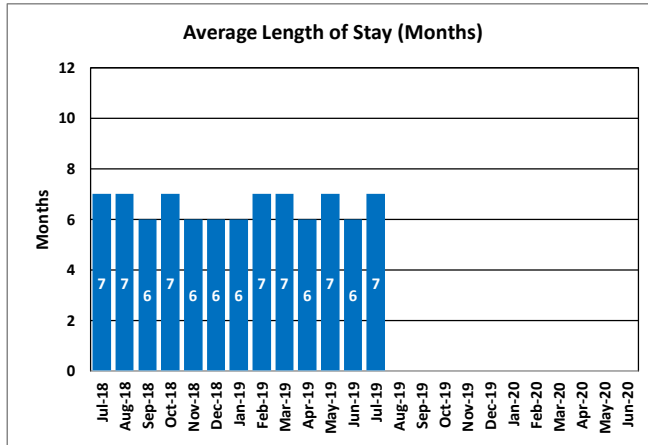
Caliente Youth Center



Caliente Youth Center

Caliente Youth Center is a juvenile justice facility and training school located in Caliente. It is a staff secure minimum security facility that serves both males and females. The current bed capacity is 140 and staffing capacity is 100.

Month	Clients	Average Length of Stay (Months)
Jul-18	113	7
Aug-18	112	7
Sep-18	114	6
Oct-18	117	7
Nov-18	97	6
Dec-18	89	6
Jan-19	96	6
Feb-19	94	7
Mar-19	87	7
Apr-19	82	6
May-19	81	7
Jun-19	84	6
Jul-19	86	7
Aug-19		
Sep-19		
Oct-19		
Nov-19		
Dec-19		
Jan-20		
Feb-20		
Mar-20		
Apr-20		
May-20		
Jun-20		

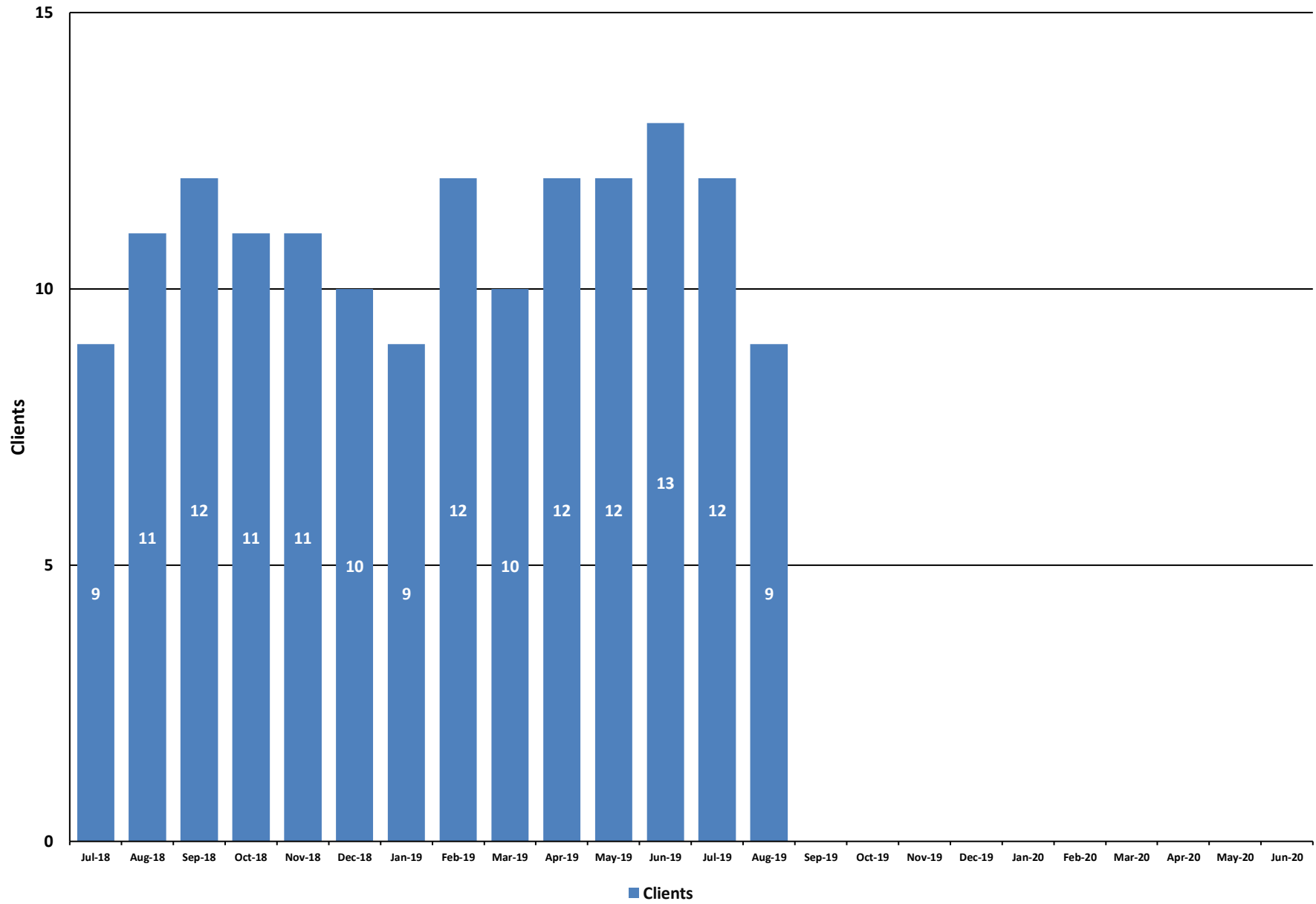


Fiscal Year Averages

Fiscal Year	Clients	Average Length of Stay (Months)
FY15	121	8
FY16	129	8
FY17	116	8
FY18	119	7
FY19	97	7
FY20 YTD	86	7

**Data for Children's Mobile Crisis (CMC) and Juvenile Justice (JJ) are usually available one month after the end of a reporting period (i.e., data for March is available at the end of April). Thus, due to the delay in data availability, the values shown for CMC and JJ are one month behind the rest of CLEO caseload statistics.*

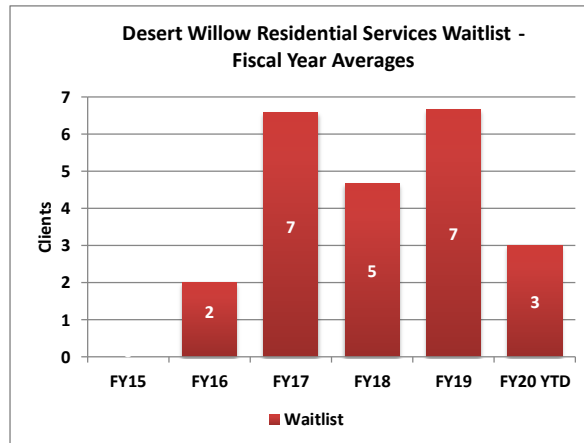
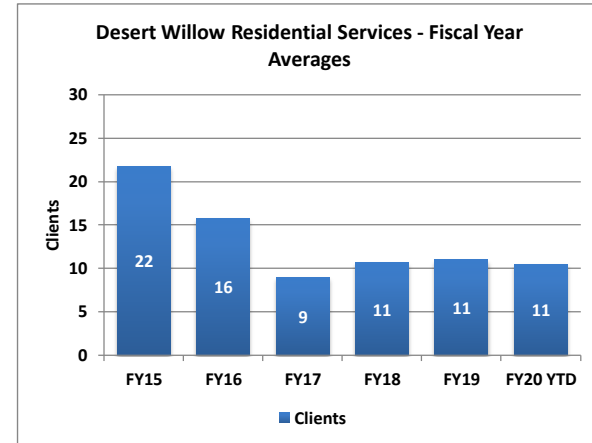
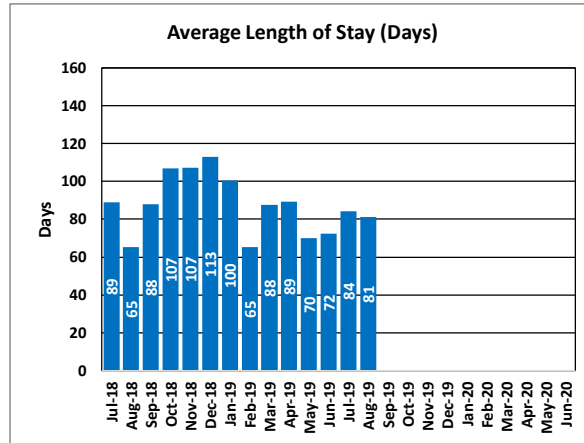
Desert Willow Treatment Center - Residential Services



Desert Willow Treatment Center - Residential Services

Desert Willow Treatment Center is a 20-bed licensed psychiatric hospital accredited by The Joint Commission that provides mental health treatment to youth throughout the state. The facility consists of one acute psychiatric unit (8 beds) and one residential treatment unit (12 beds) serving youth 12-17 years of age. These programs provide the most restrictive alternative for severely emotionally disturbed youth in the state. Many of the youth served present risks to themselves and/or their community and have not been successful in less restrictive settings.

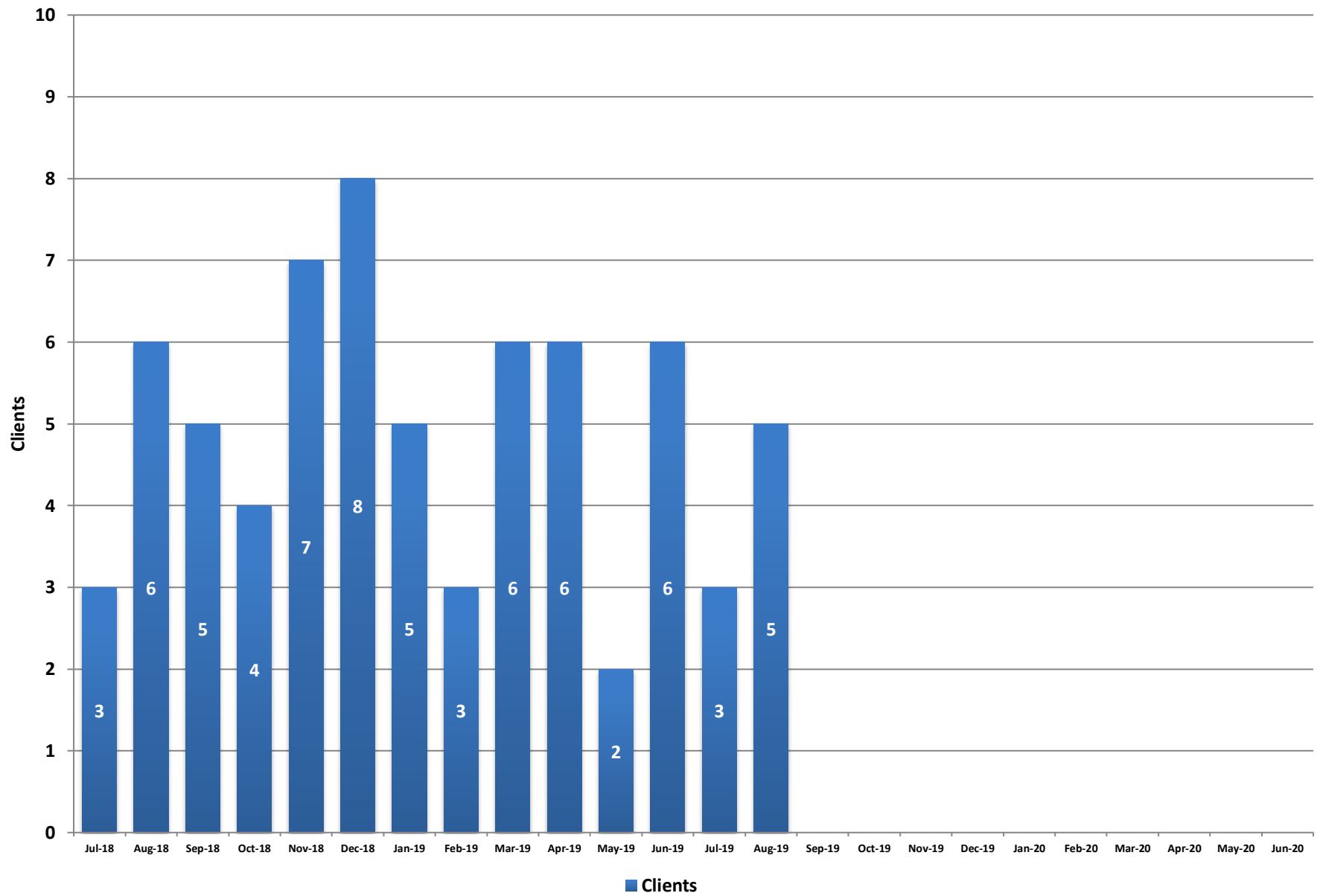
Month	Clients	Average Length of Stay (Days)	Waitlist
Jul-18	9	89	5
Aug-18	11	65	1
Sep-18	12	88	3
Oct-18	11	107	8
Nov-18	11	107	5
Dec-18	10	113	6
Jan-19	9	100	8
Feb-19	12	65	6
Mar-19	10	88	10
Apr-19	12	89	13
May-19	12	70	12
Jun-19	13	72	3
Jul-19	12	84	3
Aug-19	9	81	3
Sep-19			
Oct-19			
Nov-19			
Dec-19			
Jan-20			
Feb-20			
Mar-20			
Apr-20			
May-20			
Jun-20			



Fiscal Year Averages

Fiscal Year	Clients	Average Length of Stay (Days)	Waitlist
FY15	22	90	0
FY16	16	109	2
FY17	9	70	7
FY18	11	91	5
FY19	11	88	7
FY20 YTD	11	83	3

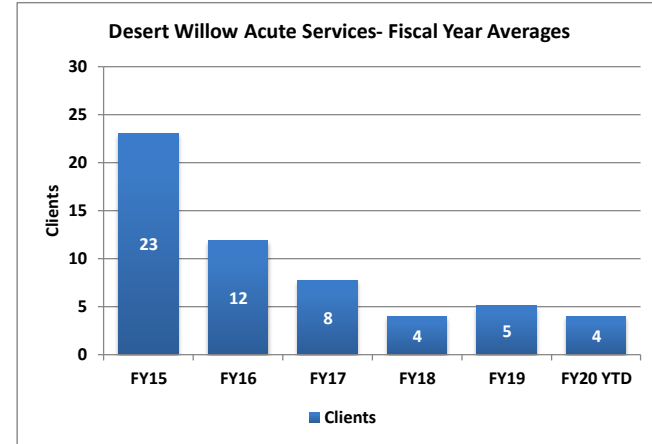
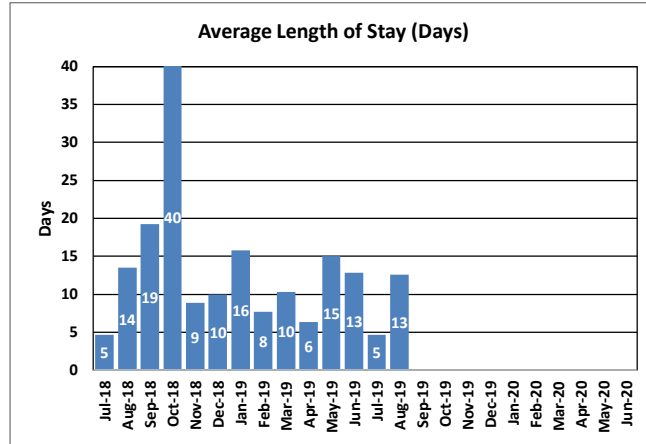
Desert Willow Treatment Center - Acute Services



Desert Willow Treatment Center - Acute Services

Desert Willow Treatment Center (DWTC) is licensed 20-bed psychiatric inpatient facility providing acute mental health services in a secure environment to children and adolescents with severe emotional disturbances. Desert Willow Treatment Center is accredited by the Joint Commission on Accreditation of Health Care Organizations (JCAHO).

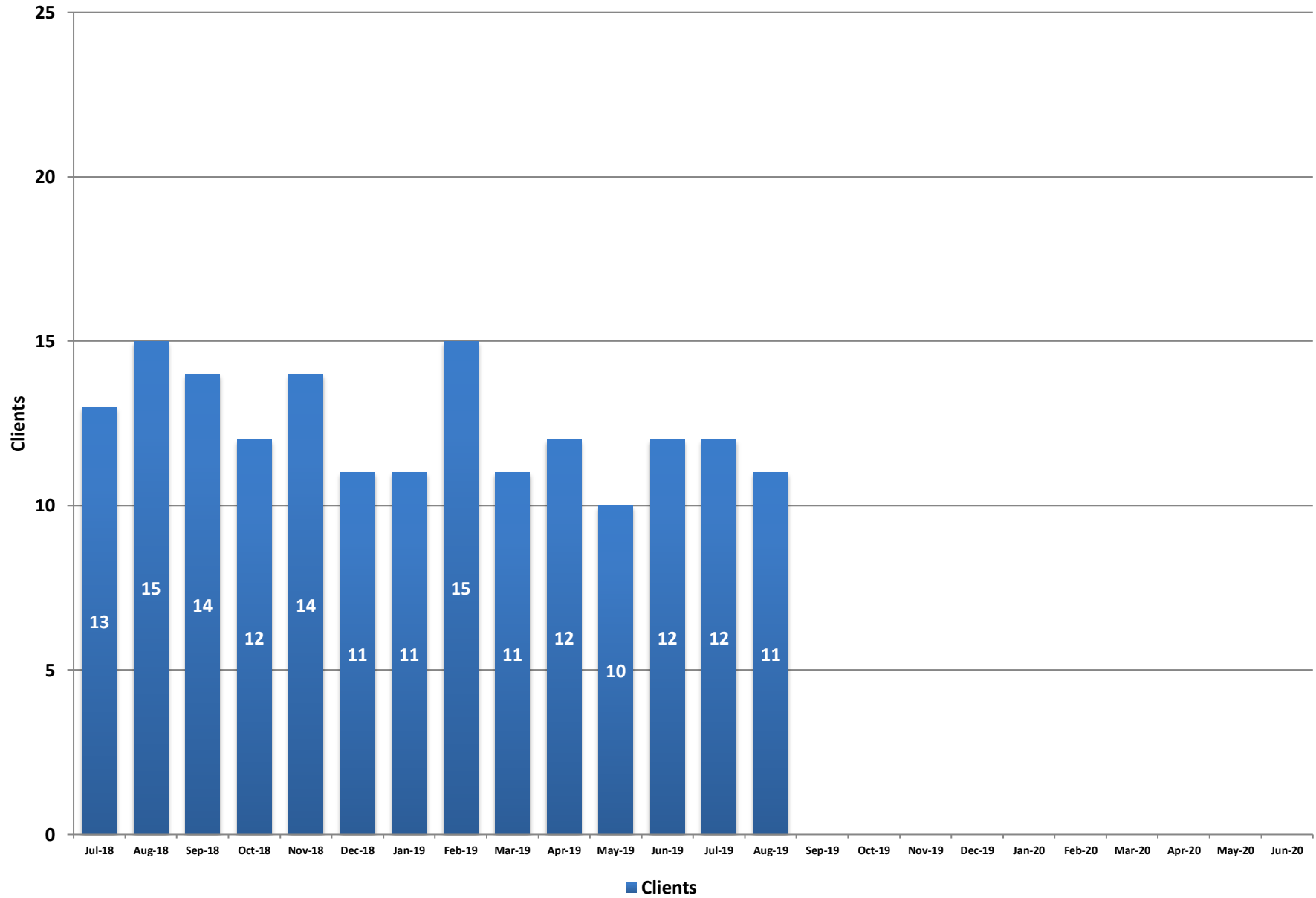
	Clients	Average Length of Stay (Days)
Jul-18	3	5
Aug-18	6	14
Sep-18	5	19
Oct-18	4	40
Nov-18	7	9
Dec-18	8	10
Jan-19	5	16
Feb-19	3	8
Mar-19	6	10
Apr-19	6	6
May-19	2	15
Jun-19	6	13
Jul-19	3	5
Aug-19	5	13
Sep-19		
Oct-19		
Nov-19		
Dec-19		
Jan-20		
Feb-20		
Mar-20		
Apr-20		
May-20		
Jun-20		



Fiscal Year Averages

	Clients	Average Length of Stay (Days)
FY15	23	99
FY16	12	137
FY17	8	73
FY18	4	17
FY19	5	14
FY20 YTD	4	9

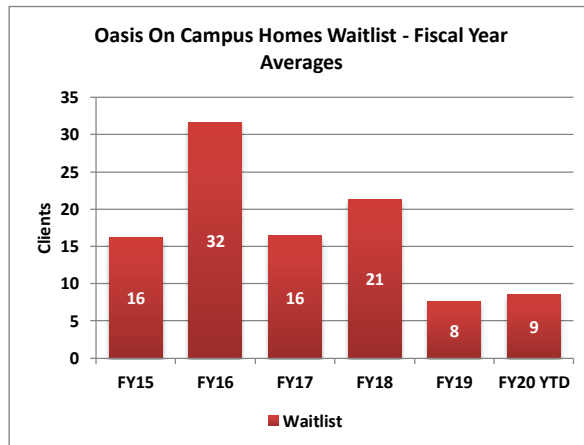
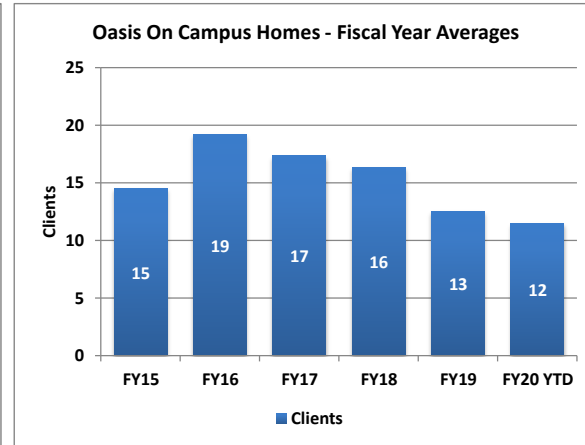
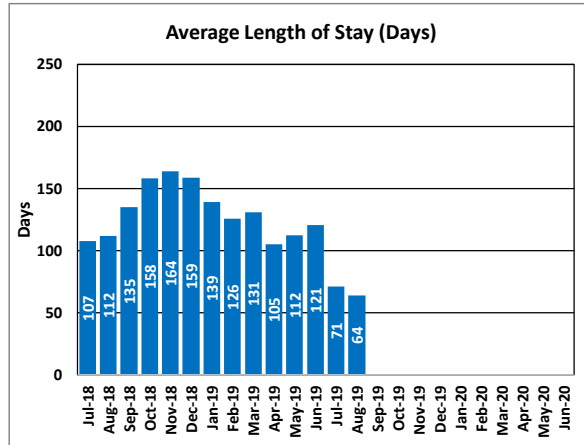
Oasis On Campus Homes



Oasis On Campus Homes

Oasis On Campus Treatment Homes provide mental health treatment home services in five homes with a total capacity of 28. Youth served are 6 through 17 years of age. The goals of treatment are to increase youths' emotional and behavioral functioning and to successfully transition them to family homes/lower levels of care in the community.

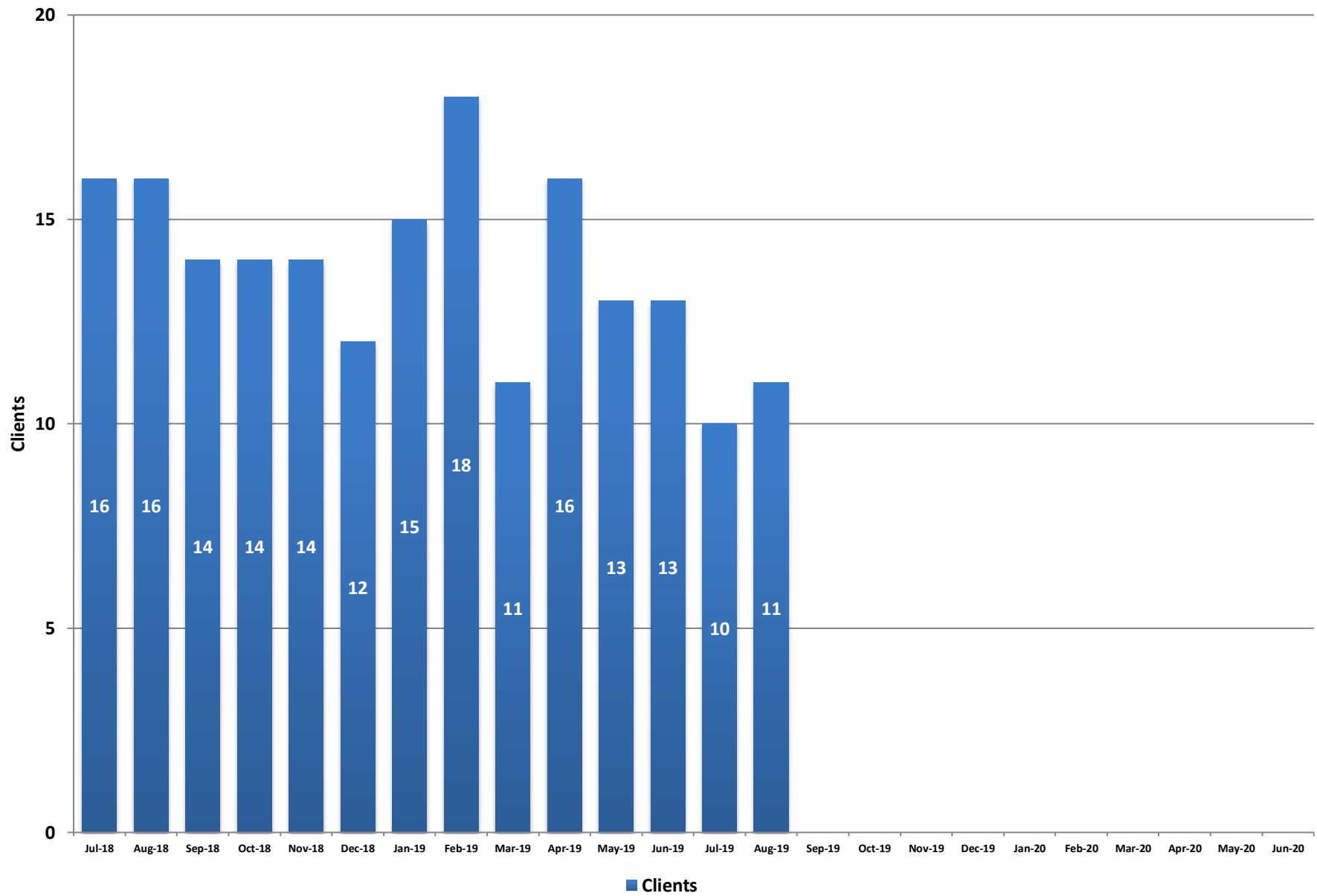
	Clients	Average Length of Stay (Days)	Waitlist
Jul-18	13	107	20
Aug-18	15	112	5
Sep-18	14	135	5
Oct-18	12	158	7
Nov-18	14	164	7
Dec-18	11	159	6
Jan-19	11	139	6
Feb-19	15	126	6
Mar-19	11	131	6
Apr-19	12	105	7
May-19	10	112	7
Jun-19	12	121	9
Jul-19	12	71	7
Aug-19	11	64	10
Sep-19			
Oct-19			
Nov-19			
Dec-19			
Jan-20			
Feb-20			
Mar-20			
Apr-20			
May-20			
Jun-20			



Fiscal Year Averages

	Clients	Average Length of Stay (Days)	Waitlist
FY15	15	107	16
FY16	19	128	32
FY17	17	143	16
FY18	16	127	21
FY19	13	131	8
FY20 YTD	12	67	9

Adolescent Treatment Center



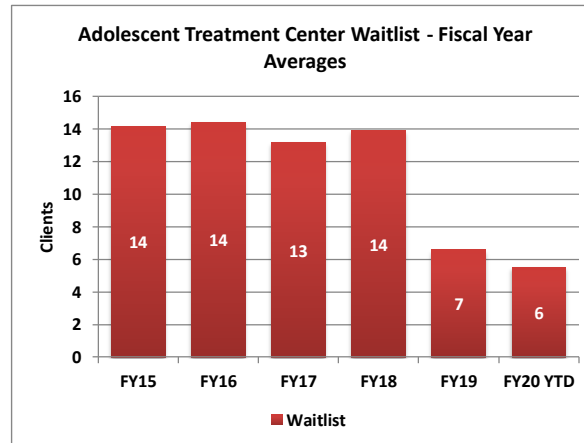
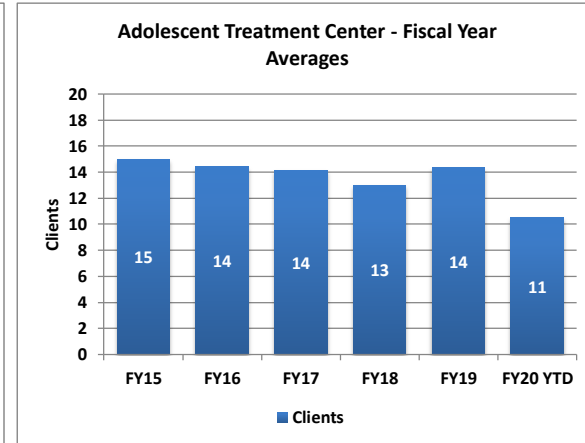
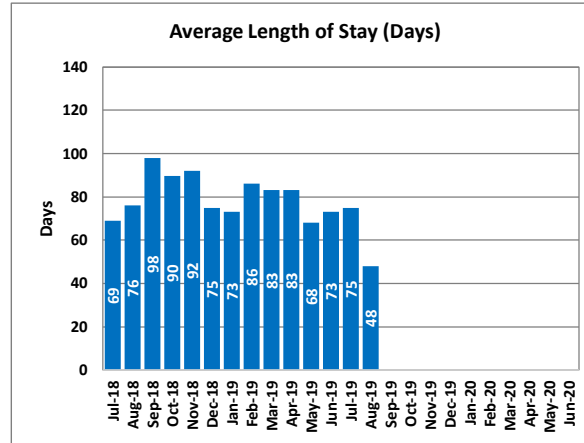
Adolescent Treatment Center

Adolescent Treatment Center in Northern Nevada serves severely emotionally disturbed clients who need more intensive and specialized treatment than that which can be provided within their family home or community placement. The Adolescent Treatment Center is a 16-bed residential program providing staff secure, 24-hour supervised treatment for the most severely emotionally disturbed and behaviorally disordered adolescents, 13-17 years of age.

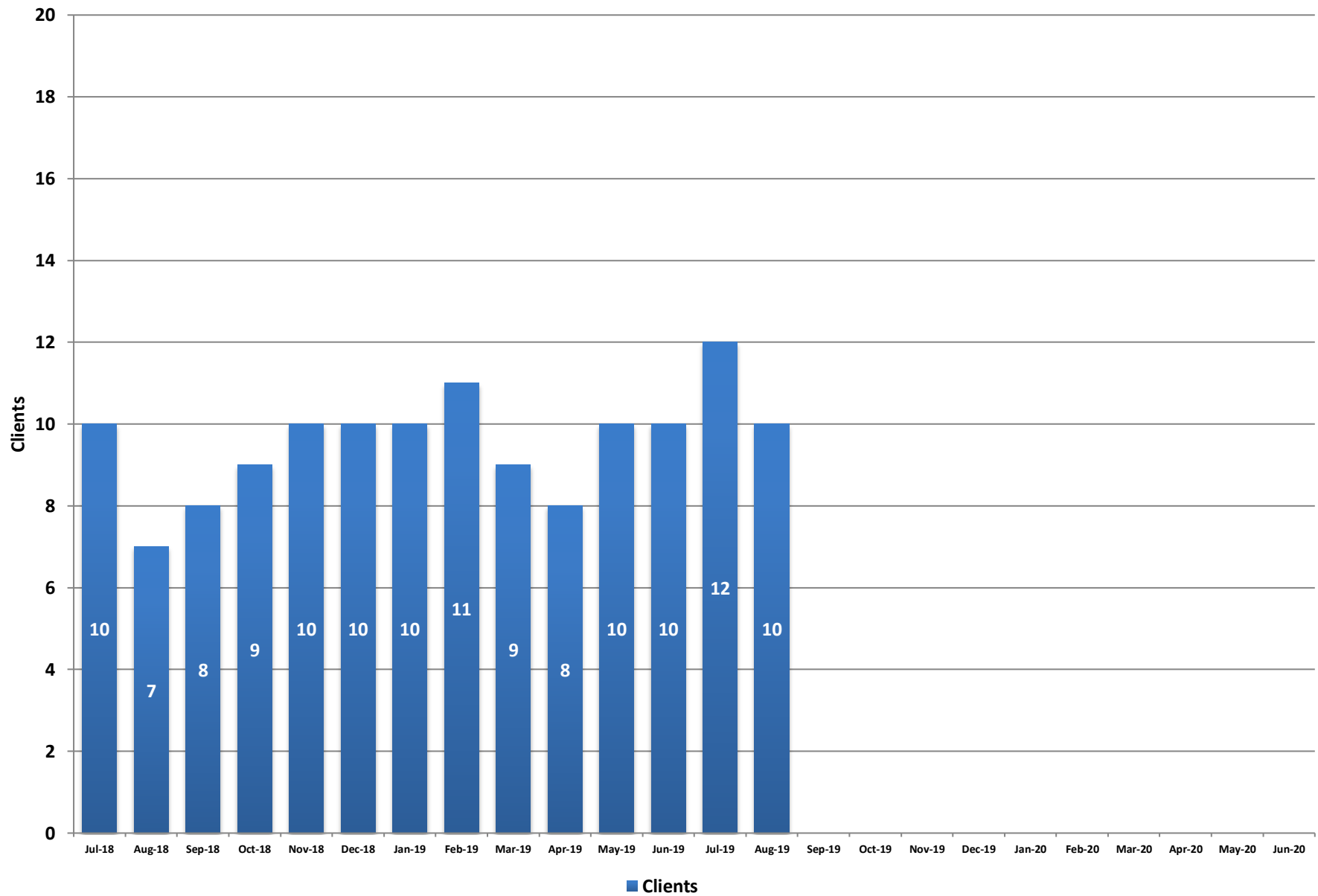
	Clients	Average Length of Stay (Days)	Waitlist
Jul-18	16	69	7
Aug-18	16	76	11
Sep-18	14	98	14
Oct-18	14	90	8
Nov-18	14	92	6
Dec-18	12	75	6
Jan-19	15	73	3
Feb-19	18	86	3
Mar-19	11	83	3
Apr-19	16	83	5
May-19	13	68	7
Jun-19	13	73	6
Jul-19	10	75	6
Aug-19	11	48	5
Sep-19			
Oct-19			
Nov-19			
Dec-19			
Jan-20			
Feb-20			
Mar-20			
Apr-20			
May-20			
Jun-20			

Fiscal Year Averages

	Clients	Average Length of Stay (Days)	Waitlist
FY15	15	93	14
FY16	14	93	14
FY17	14	72	13
FY18	13	88	14
FY19	14	80	7
FY20 YTD	11	62	6



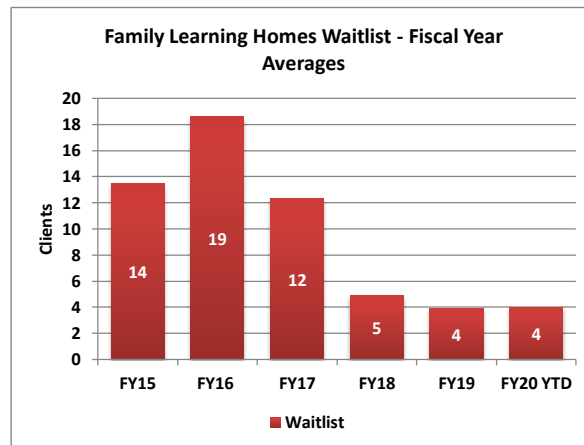
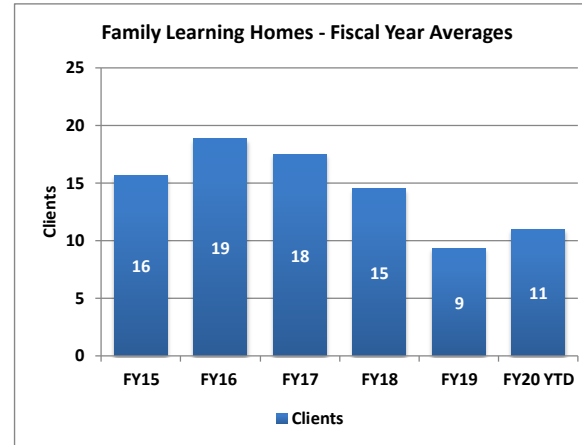
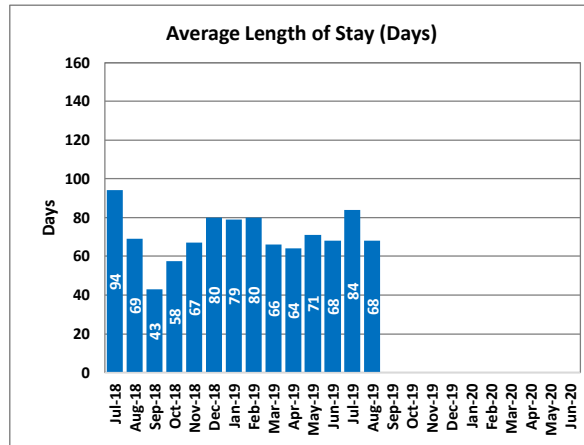
Family Learning Homes



Family Learning Homes

The four Family Learning Homes in Northern Nevada provide a behavioral health treatment home with programming designed to meet the specific behavioral and emotional needs of children and adolescents ages 6 through 17. The goals of treatment are to increase youths' emotional and behavioral functioning and to successfully transition them to family homes/lower levels of care in the community. The current bed capacity is five per home (20 total).

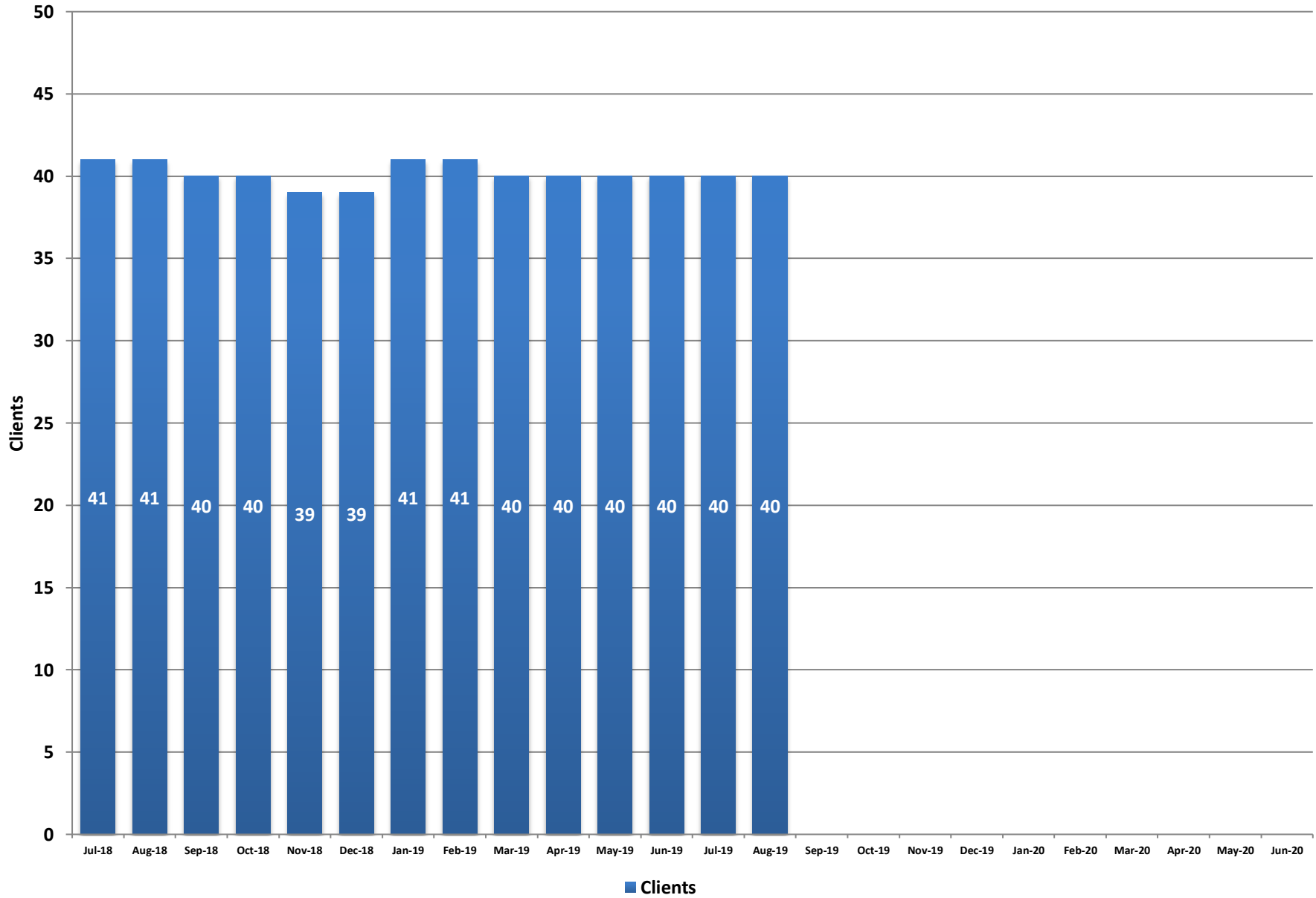
	Clients	Average Length of Stay (Days)	Waitlist
Jul-18	10	94	6
Aug-18	7	69	11
Sep-18	8	43	5
Oct-18	9	58	2
Nov-18	10	67	3
Dec-18	10	80	1
Jan-19	10	79	3
Feb-19	11	80	2
Mar-19	9	66	3
Apr-19	8	64	3
May-19	10	71	4
Jun-19	10	68	4
Jul-19	12	84	4
Aug-19	10	68	4
Sep-19			
Oct-19			
Nov-19			
Dec-19			
Jan-20			
Feb-20			
Mar-20			
Apr-20			
May-20			
Jun-20			



Fiscal Year Averages

	Clients	Average Length of Stay (Days)	Waitlist
FY15	16	87	14
FY16	19	103	19
FY17	18	87	12
FY18	15	91	5
FY19	9	70	4
FY20 YTD	11	76	4

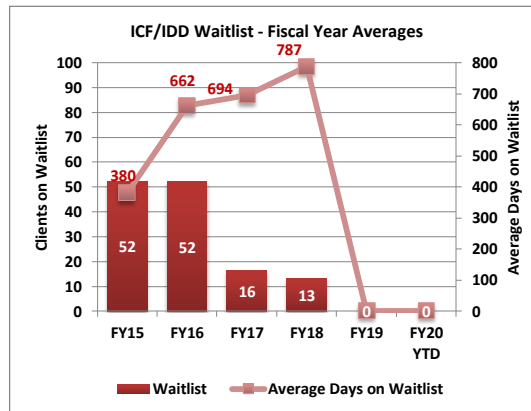
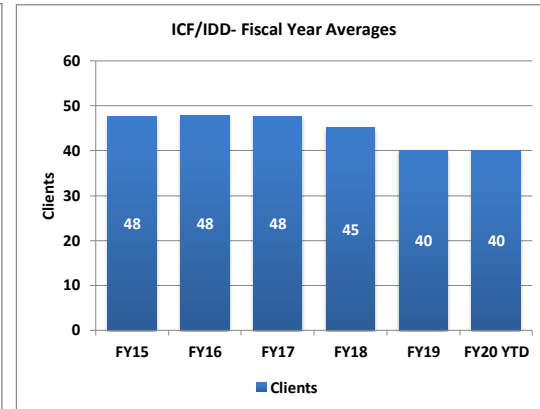
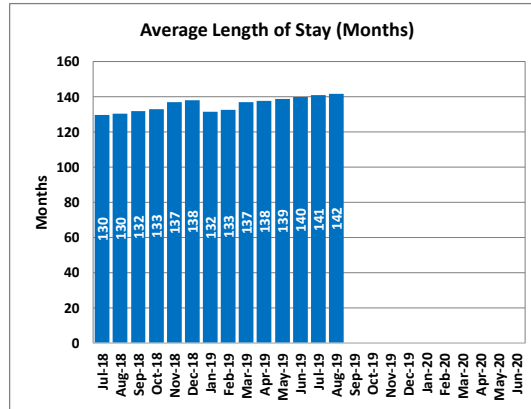
Intermediate Care Facility for Intellectual and Developmental Disabilities



Intermediate Care Facility for Intellectual and Developmental Disabilities

Desert Regional Center ICF/IDD is a residential facility for adults with intellectual disabilities and related conditions located in Las Vegas. The ICF/IDD campus homes provide services, habilitation, and support to people with intensive needs who are unable to reside in community settings. The facility provides behavioral assessment and intervention, recreational therapy, dietary consultation, and 24-hour nursing support to residents. The current capacity is 48.

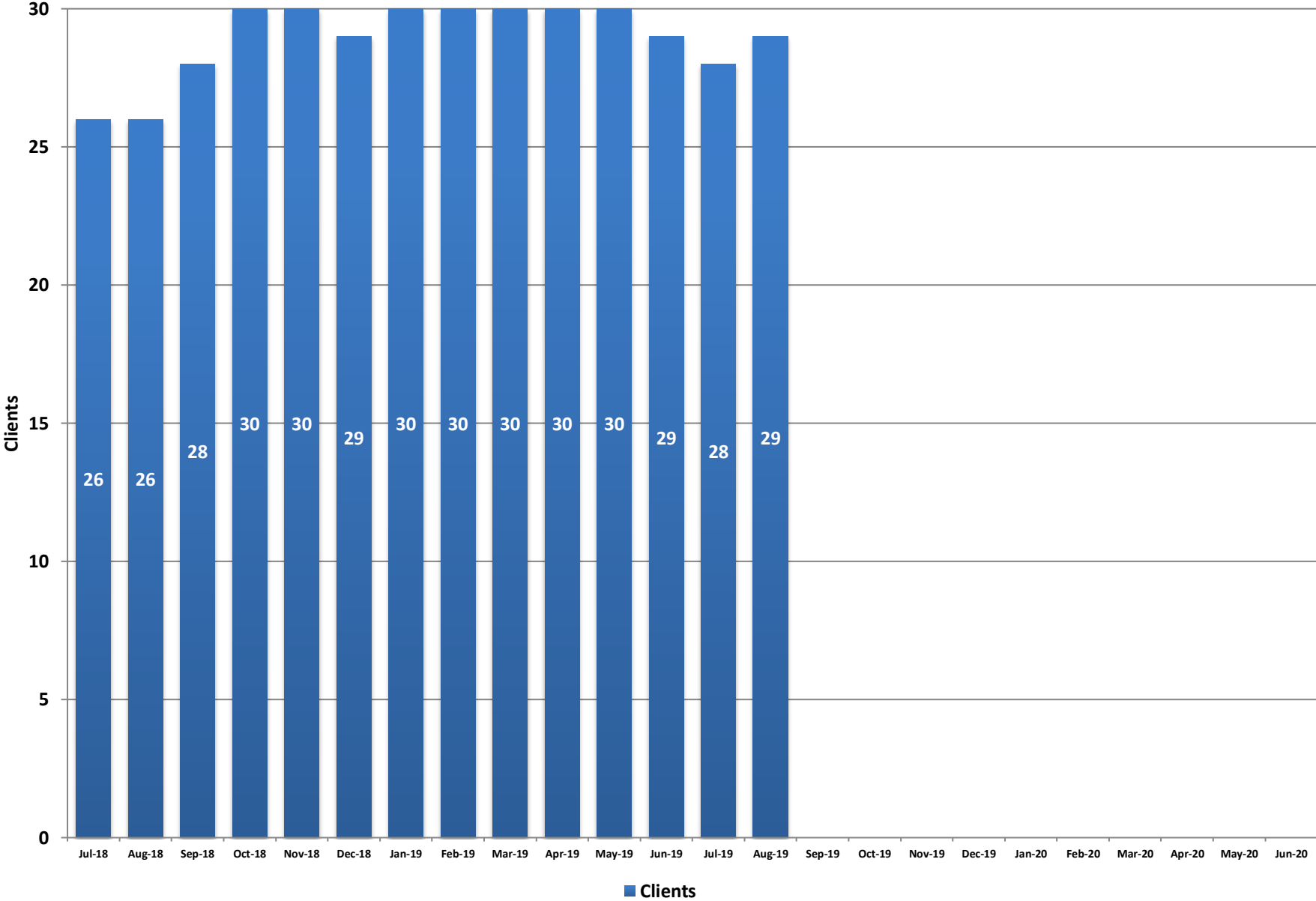
	Clients	Average Length of Stay (Months)	Waitlist	Average Days on Waitlist
Jul-18	41	130	0	0
Aug-18	41	130	0	0
Sep-18	40	132	0	0
Oct-18	40	133	0	0
Nov-18	39	137	0	0
Dec-18	39	138	0	0
Jan-19	41	132	0	0
Feb-19	41	133	0	0
Mar-19	40	137	0	0
Apr-19	40	138	0	0
May-19	40	139	0	0
Jun-19	40	140	0	0
Jul-19	40	141	0	0
Aug-19	40	142	0	0
Sep-19				
Oct-19				
Nov-19				
Dec-19				
Jan-20				
Feb-20				
Mar-20				
Apr-20				
May-20				
Jun-20				



Fiscal Year Averages

	Clients	Average Length of Stay (Months)	Waitlist	Average Days on Waitlist
FY15	48		52	380
FY16	48	113	52	662
FY17	48	115	16	694
FY18	45	122	13	787
FY19	40	135	0	0
FY20 YTD	40	141	0	0

NNAMHS Dini-Townsend Hospital



NNAMHS Dini-Townsend Hospital

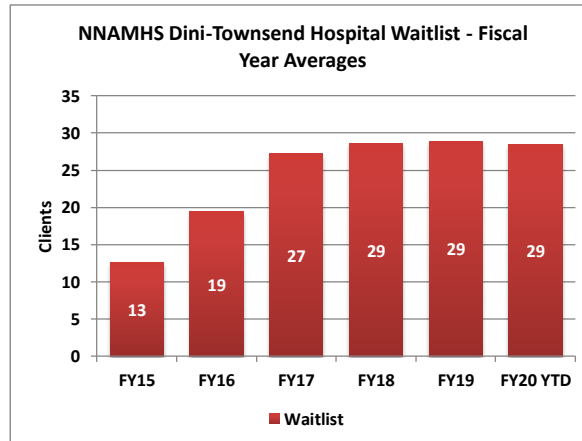
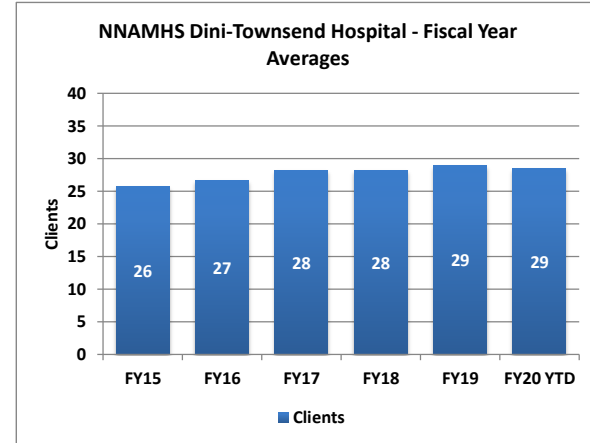
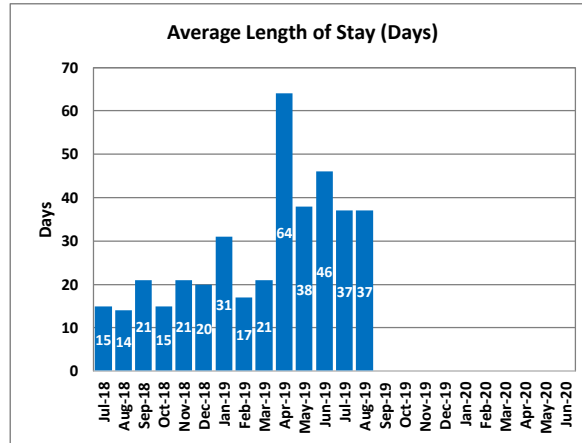
Dini-Townsend Hospital, on the campus of Northern Nevada Adult Mental Health Services, is located in Sparks, Nevada. The mission is to provide psychiatric treatment and rehabilitation services in the least restrictive setting to support personal recovery and enhance quality of life. The hospital primarily serves those individuals that have limited access to community resources. The hospital is licensed for 50 beds but is staffed for 30 beds. The hospital has a rapid stabilization unit of 10 beds and a unit of 20 beds for those individuals needing longer term care. Services also include a high emphasis on discharge planning in order to assist the consumer with returning to the community as quickly as possible and within a safe environment.

	Clients	Average Length of Stay (Days)	Waitlist
Jul-18	26	15	25
Aug-18	26	14	26
Sep-18	28	21	28
Oct-18	30	15	30
Nov-18	30	21	30
Dec-18	29	20	29
Jan-19	30	31	30
Feb-19	30	17	30
Mar-19	30	21	30
Apr-19	30	64	30
May-19	30	38	30
Jun-19	29	46	29
Jul-19	28	37	28
Aug-19	29	37	29
Sep-19			
Oct-19			
Nov-19			
Dec-19			
Jan-20			
Feb-20			
Mar-20			
Apr-20			
May-20			
Jun-20			

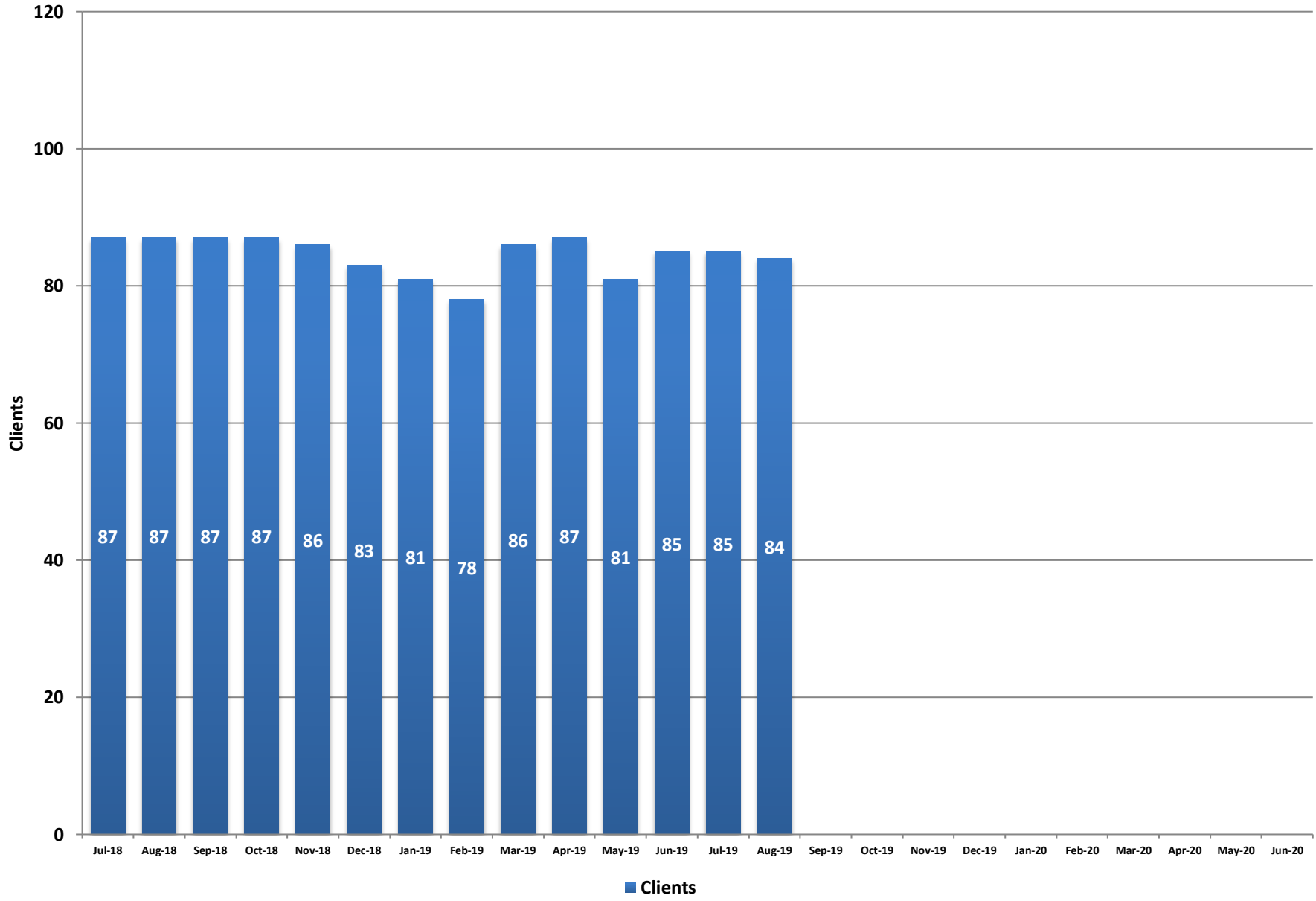
Note: Waitlist was not measured prior to December 2014.

Fiscal Year Averages

	Clients	Average Length of Stay (Days)	Waitlist
FY15	26	7	13
FY16	27	12	19
FY17	28	15	27
FY18	28	18	29
FY19	29	27	29
FY20 YTD	29	37	29



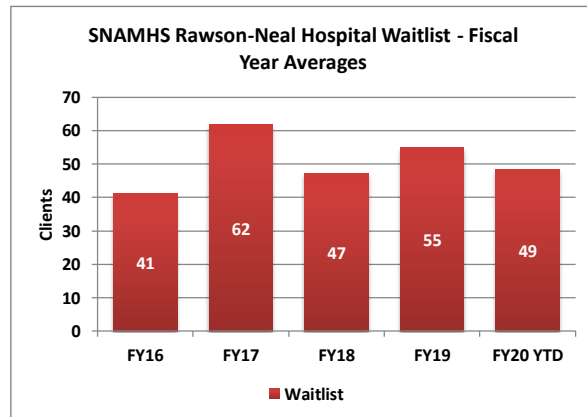
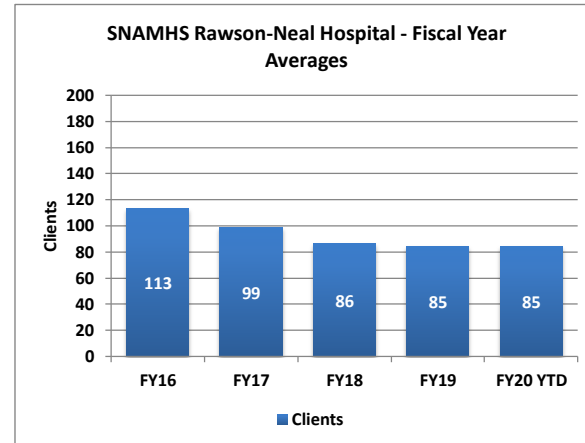
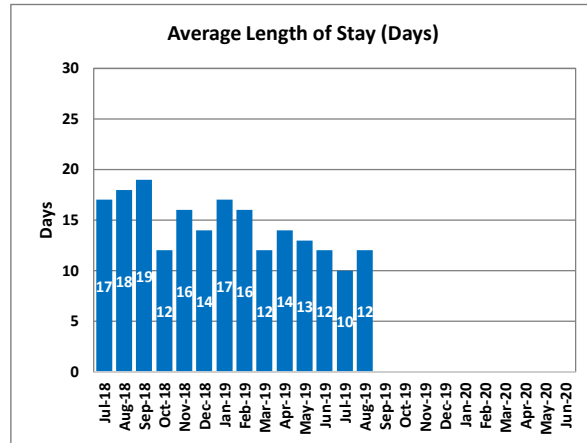
SNAMHS Rawson-Neal Hospital



SNAMHS Rawson-Neal Hospital

Southern Nevada Adult Mental Health Services is a licensed 274 bed facility that provides psychiatric services to individuals with mental illness. The campus houses both civil and forensic units, where behavioral assessments, evaluation and treatment are provided by psychiatrists, psychologists and other support services by trained nursing and social services staff. SNAMHS (Rawson-Neal Hospital) civil bed capacity is 160.

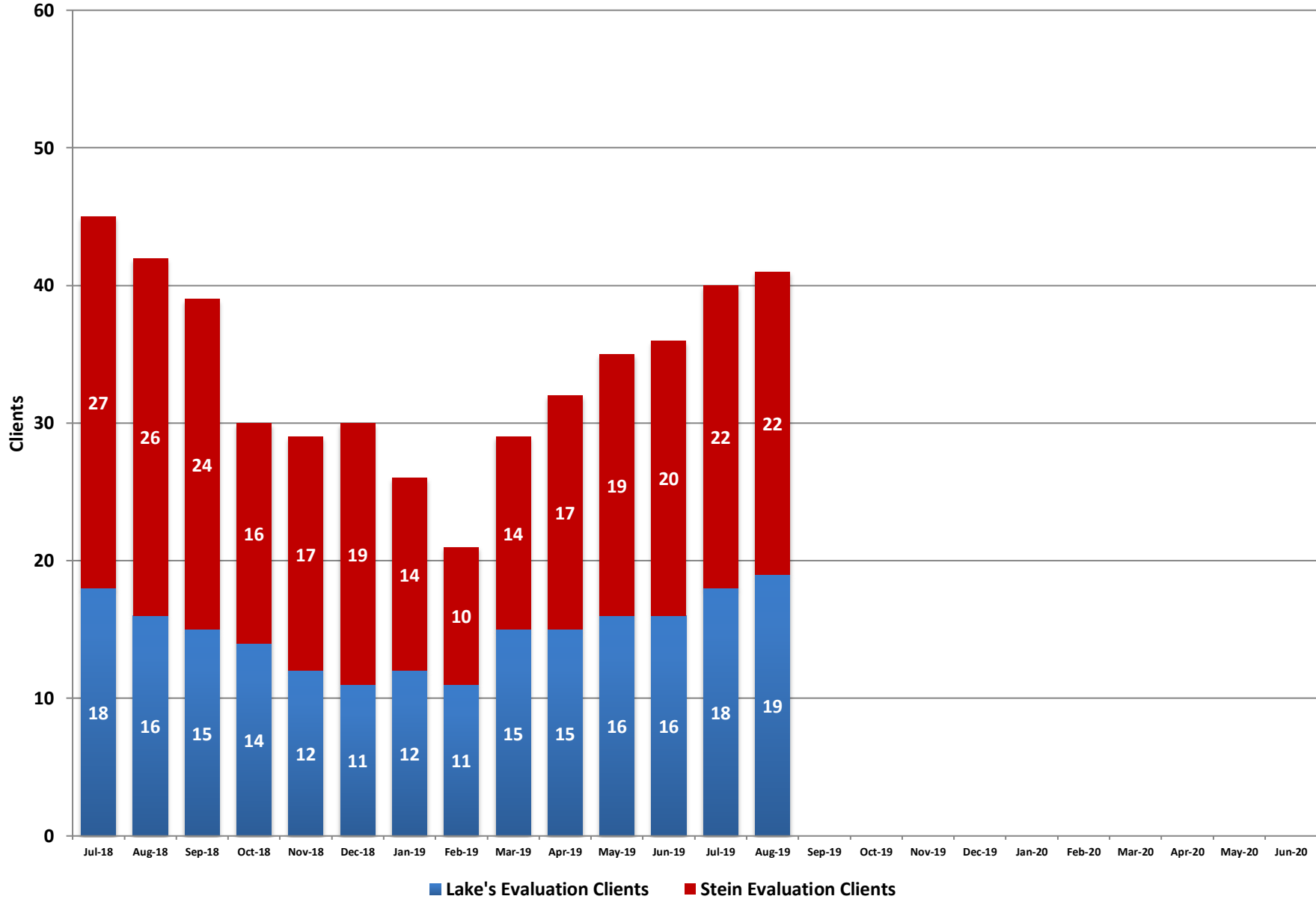
	Clients	Average Length of Stay (Days)	Waitlist
Jul-18	87	17	55
Aug-18	87	18	65
Sep-18	87	19	57
Oct-18	87	12	67
Nov-18	86	16	58
Dec-18	83	14	64
Jan-19	81	17	63
Feb-19	78	16	53
Mar-19	86	12	48
Apr-19	87	14	43
May-19	81	13	41
Jun-19	85	12	45
Jul-19	85	10	43
Aug-19	84	12	54
Sep-19			
Oct-19			
Nov-19			
Dec-19			
Jan-20			
Feb-20			
Mar-20			
Apr-20			
May-20			
Jun-20			



Fiscal Year Averages

	Clients	Average Length of Stay (Days)	Waitlist
FY16	113	17	41
FY17	99	19	62
FY18	86	13	47
FY19	85	15	55
FY20 YTD	85	11	49

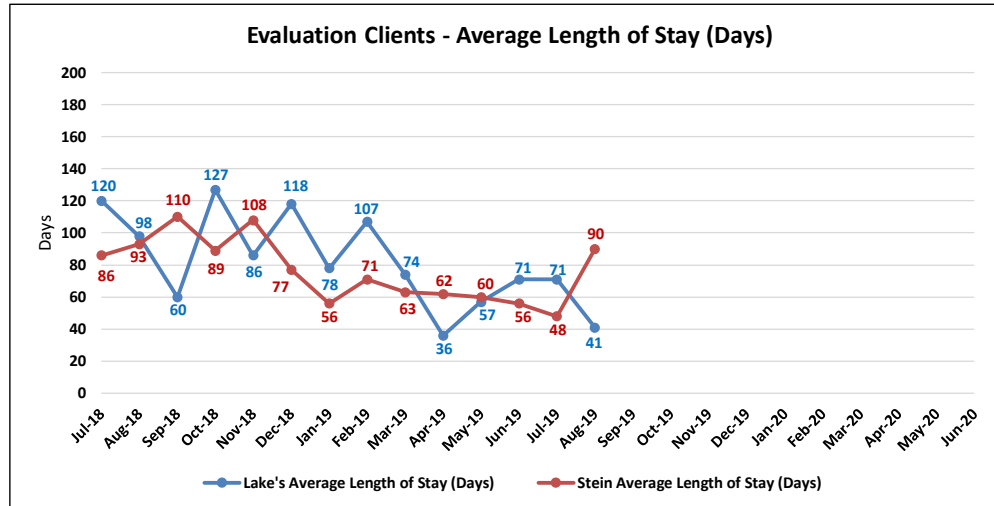
Adult Forensic Facilities - Evaluation Clients



Adult Forensic Facilities - Evaluation Clients

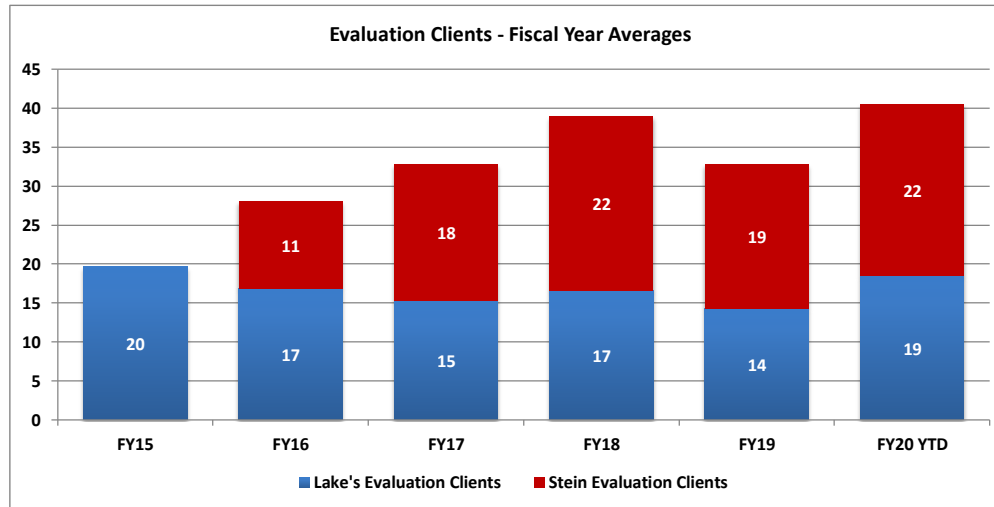
Lake's Crossing Center is a forensic behavioral health facility located in Sparks. The program provides treatment for severe mental illness and other disabling conditions that interfere with a person's ability to proceed with their adjudication or return to the community after having been found not guilty by reason of insanity/incompetent without probability of attaining competence. The facility has a bed capacity of 86. SNAMHS secure forensic units (Stein Hospital and C-Pod) provide competency evaluations to adults who are court committed. The bed capacity is 68.

	Lake's Evaluation Clients	Lake's Average Length of Stay (Days)	Stein Evaluation Clients	Stein Average Length of Stay (Days)
Jul-18	18	120	27	86
Aug-18	16	98	26	93
Sep-18	15	60	24	110
Oct-18	14	127	16	89
Nov-18	12	86	17	108
Dec-18	11	118	19	77
Jan-19	12	78	14	56
Feb-19	11	107	10	71
Mar-19	15	74	14	63
Apr-19	15	36	17	62
May-19	16	57	19	60
Jun-19	16	71	20	56
Jul-19	18	71	22	48
Aug-19	19	41	22	90
Sep-19				
Oct-19				
Nov-19				
Dec-19				
Jan-20				
Feb-20				
Mar-20				
Apr-20				
May-20				
Jun-20				

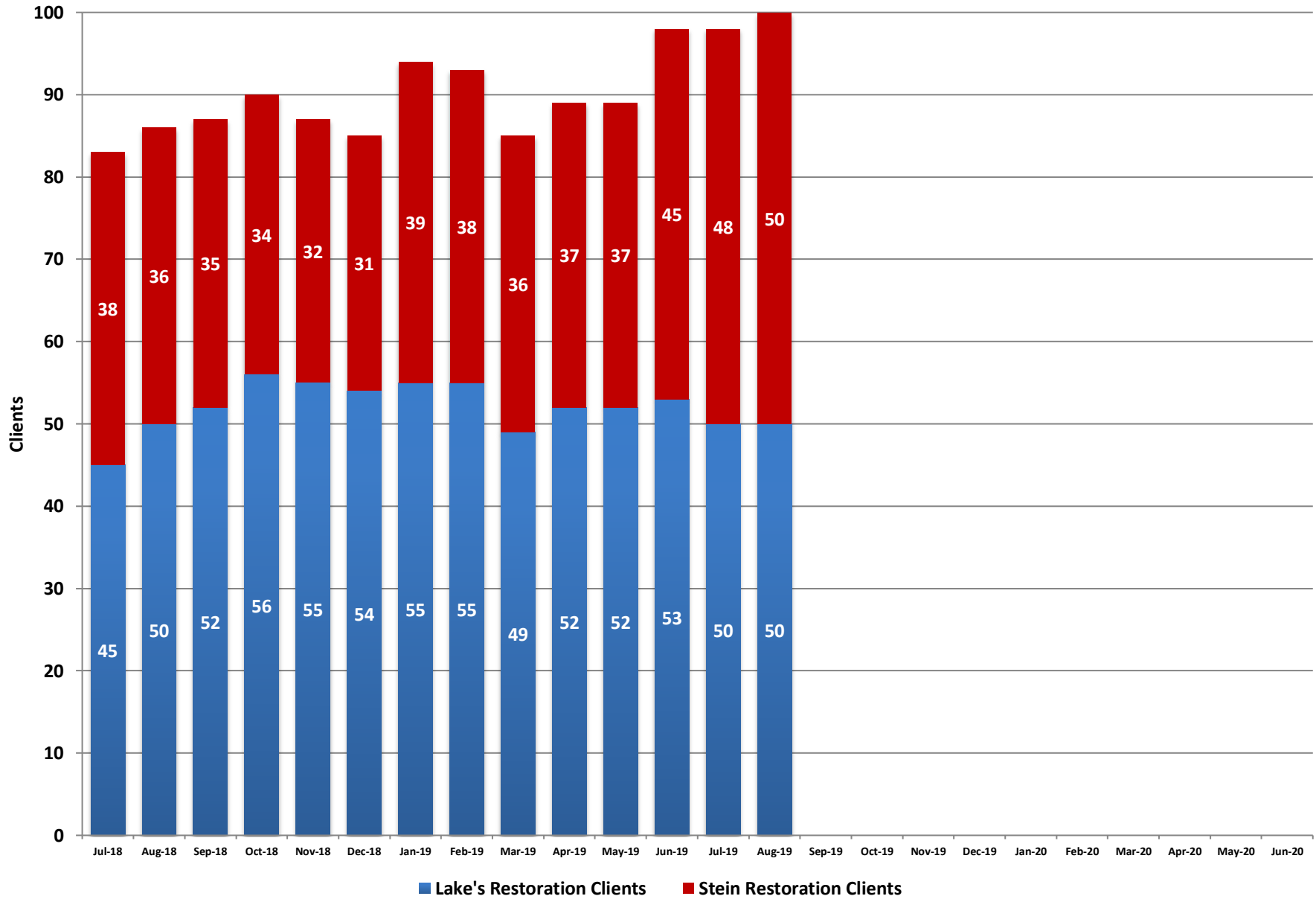


Fiscal Year Averages

	Lake's Evaluation Clients	Lake's Average Length of Stay (Days)	Stein Evaluation Clients	Stein Average Length of Stay (Days)
FY15	20	94		
FY16	17	84	11	88
FY17	15	90	18	89
FY18	17	75	22	89
FY19	14	86	19	78
FY20 YTD	19	56	22	69



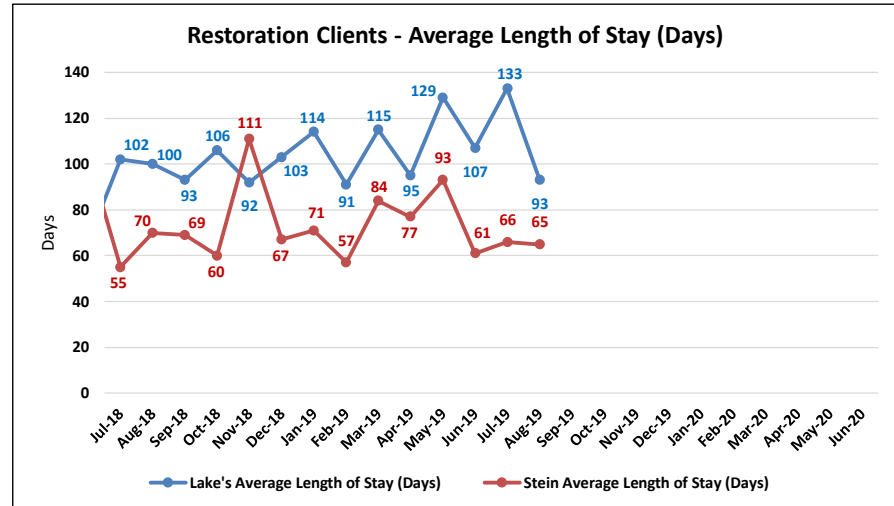
Adult Forensic Facilities - Restoration Clients



Adult Forensic Facilities - Restoration Clients

Lake's Crossing Center is a forensic behavioral health facility located in Sparks. The program provides treatment for severe mental illness and other disabling conditions that interfere with a person's ability to proceed with their adjudication or return to the community after having been found not guilty by reason of insanity/incompetent without probability of attaining competence. The facility has a bed capacity of 86. SNAMHS secure forensic units (Stein Hospital and C-Pod) provide competency evaluations to adults who are court committed. The bed capacity is 68.

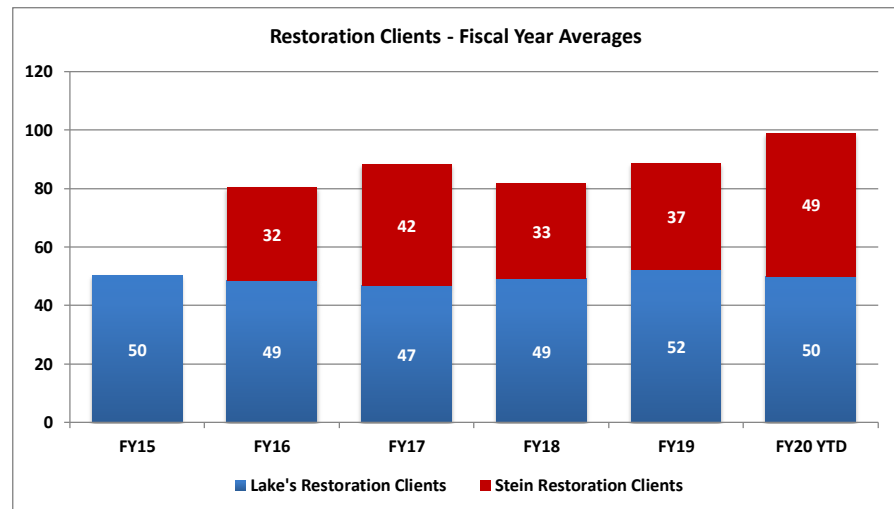
	Lake's Restoration Clients	Lake's Average Length of Stay (Days)	Stein Restoration Clients	Stein Average Length of Stay (Days)	Statewide Restoration Waitlist	Statewide Average Wait (Days)
Jul-18	45	102	38	55	22	3
Aug-18	50	100	36	70	16	5
Sep-18	52	93	35	69	16	6
Oct-18	56	106	34	60	17	5
Nov-18	55	92	32	111	22	4
Dec-18	54	103	31	67	24	5
Jan-19	55	114	39	71	16	6
Feb-19	55	91	38	57	15	5
Mar-19	49	115	36	84	19	5
Apr-19	52	95	37	77	22	4
May-19	52	129	37	93	16	4
Jun-19	53	107	45	61	15	6
Jul-19	50	133	48	66	16	6
Aug-19	50	93	50	65	18	5
Sep-19						
Oct-19						
Nov-19						
Dec-19						
Jan-20						
Feb-20						
Mar-20						
Apr-20						
May-20						
Jun-20						



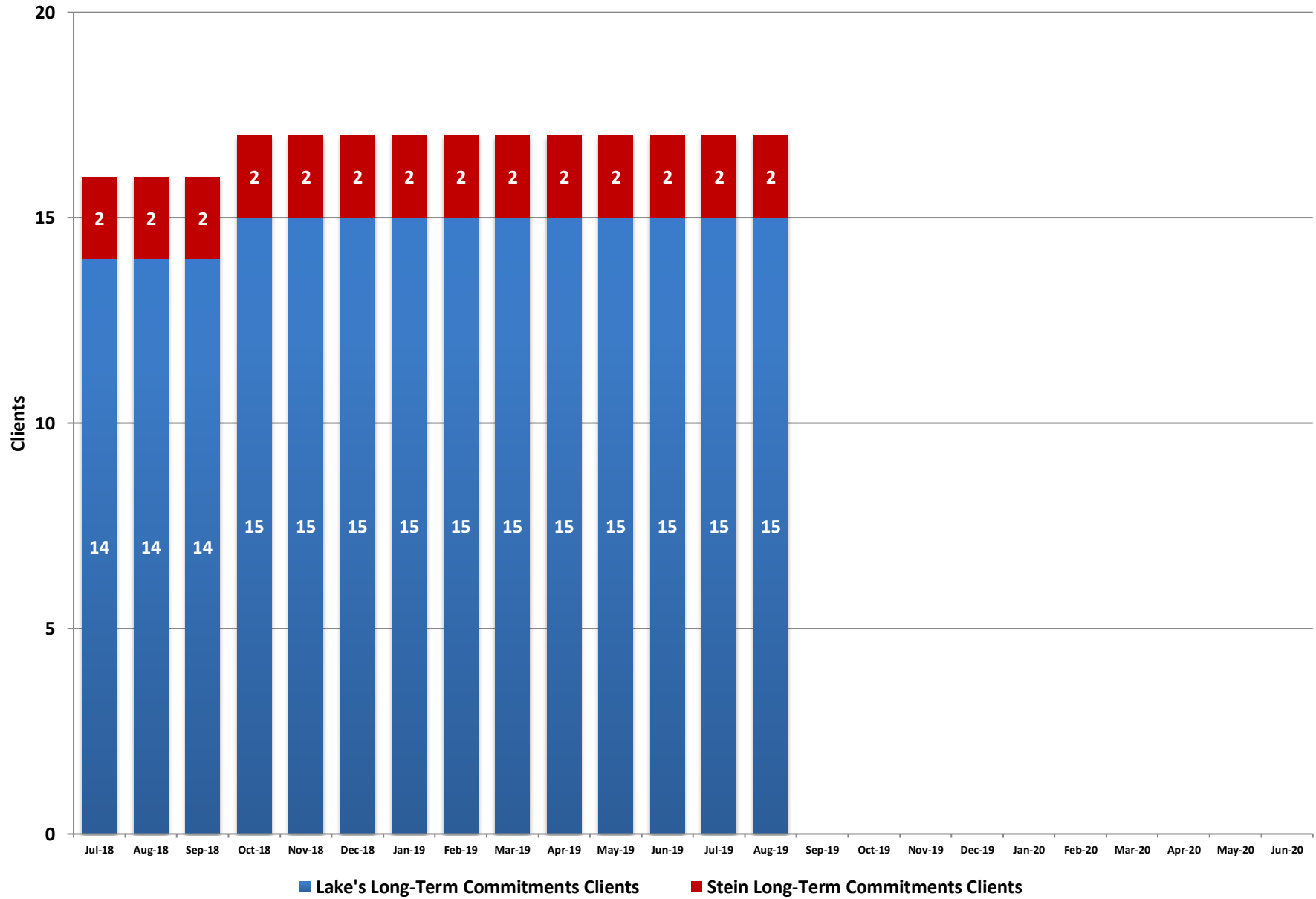
Fiscal Year Averages

	Lake's Restoration Clients	Lake's Average Length of Stay (Days)	Stein Restoration Clients	Stein Average Length of Stay (Days)	Statewide Restoration Waitlist	Average Wait (Days)
FY15	50	92				
FY16	49	108	32	88	17	24
FY17	47	97	42	105	18	5
FY18	49	101	33	94	16	5
FY19	52	104	37	73	18	5
FY20 YTD	50	113	49	66	17	6

Note: The Statewide Restoration Average Waitlist (days) is the total number of days individuals are on the waitlist and does not back out the 7 days that Lake's has to transfer them to a facility.



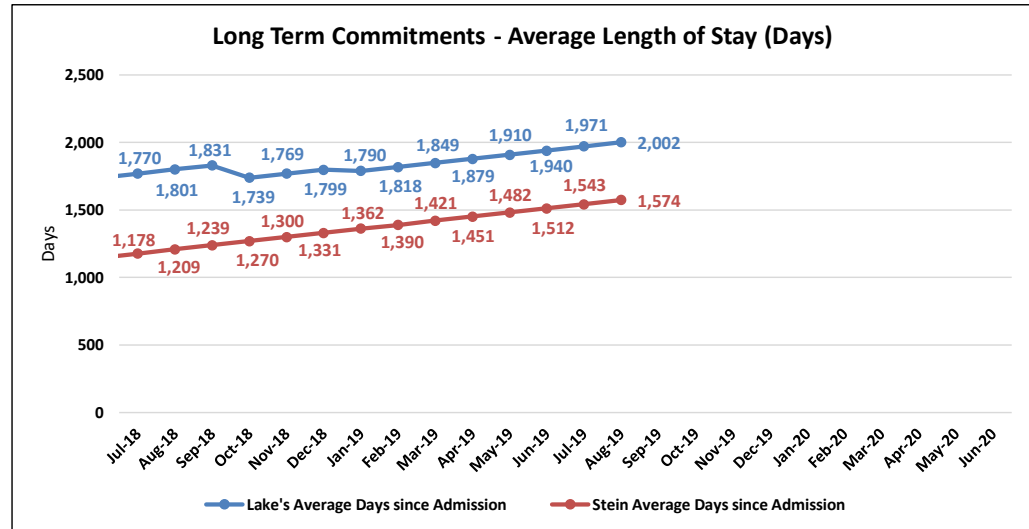
Adult Forensic Facilities - Long-Term Commitments



Adult Forensic Facilities - Long-Term Commitments

Lake's Crossing Center is a forensic behavioral health facility located in Sparks. The program provides treatment for severe mental illness and other disabling conditions that interfere with a person's ability to proceed with their adjudication or return to the community after having been found not guilty by reason of insanity/incompetent without probability of attaining competence. The facility has a bed capacity of 86. SNAMHS secure forensic units (Stein Hospital and C-Pod) provide competency evaluations to adults who are court committed. The bed capacity is 68.

	Lake's Long-Term Commitments Clients	Lake's Average Days since Admission	Stein Long-Term Commitments Clients	Stein Average Days since Admission
Jul-18	14	1,770	2	1,178
Aug-18	14	1,801	2	1,209
Sep-18	14	1,831	2	1,239
Oct-18	15	1,739	2	1,270
Nov-18	15	1,769	2	1,300
Dec-18	15	1,799	2	1,331
Jan-19	15	1,790	2	1,362
Feb-19	15	1,818	2	1,390
Mar-19	15	1,849	2	1,421
Apr-19	15	1,879	2	1,451
May-19	15	1,910	2	1,482
Jun-19	15	1,940	2	1,512
Jul-19	15	1,971	2	1,543
Aug-19	15	2,002	2	1,574
Sep-19				
Oct-19				
Nov-19				
Dec-19				
Jan-20				
Feb-20				
Mar-20				
Apr-20				
May-20				
Jun-20				



Fiscal Year Averages

	Lake's Long-Term Commitments Clients	Lake's Average Days since Admission	Stein Long-Term Commitments Clients	Stein Average Days since Admission
FY15	10	1,423	2	
FY16	10	1,660	2	250
FY17	10	1,710	2	615
FY18	13	1,656	2	980
FY19	15	1,825	2	1,345
FY20 YTD	15	1,987	2	1,559

Note: These clients are committed for up to ten years.

